



Turkish Fats & Oils Trade Balances 2018/19



5 December 2019

Faik Genç

AgriPro Limited

Main Topics

- 1. Turkey**
- 2. Oils/Oilseeds Supply & Demand**
- 3. Turkish Oils & Oilseeds Balances**
- 4. Conclusions**



Turkey



Turkey Fact File

| | |
|-----------------------------|---|
| Population: | 82 million (81.3m/CIA - 83m/IMF) |
| Population Growth*: | 0.49% |
| GDP PPPx: | US\$ 2,346 billion (13th globally) |
| GDP per capita PPP*: | US\$ 28,785 (2019 est.) |
| GDP Growth: | 0.0% (2019 est.) |
| Exchange rate: | US\$ 1 = 5.74 Turkish Lira |
| Unemployment: | 15% (2019 est.) |
| Annual inflationx: | 12% (2019 consumer est.) |



Turkey Fact File

Age Structure*:

| | |
|-------------------------|---------------|
| 0-14 | 24.26% |
| 15-24 | 15.88% |
| 25-54 | 43.26% |
| 55-64 | 8.82% |
| 65 & over .. | 7.79% |

Median Age*: 31.4

Fertility Rate*: 2 born/woman*

Urban Population*: 75.6%

Rate of urbanisation*: 2%



Turkey Fact File

| | |
|---------------------------|------------------------------------|
| Total Land: | 783,562 sq km |
| Agricultural Land: | 49.7% |
| Arable Land*: | 26.7% |
| Permanent Crops*: | 4% |
| Irrigated Land*: | 65,000 sq km (AgriPro est.) |

* CIA Data (November 2019)

X IMF Data (November 2019)

Turkey Major Crops (2019/20 season)

Wheat: c. 18 million tonnes (4 mmt durum)

Sugar beat: c. 20 million tonnes

Corn: c. 5.5 million tonnes

Barley: c. 7 million tonnes

Oilseeds: 3.1 million tonnes



Oils/Oilseeds Supply & Demand



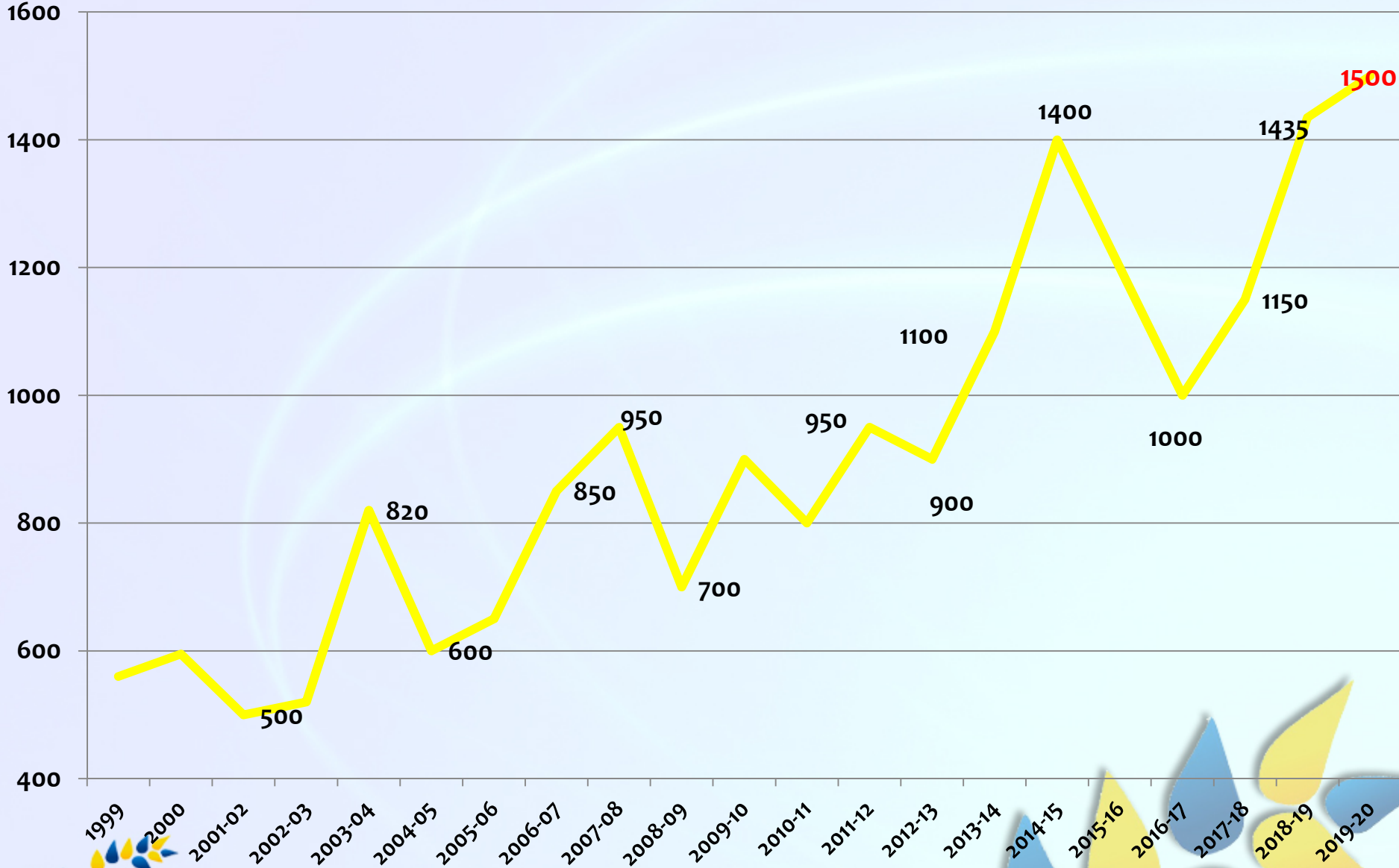
Turkish Oilseeds Production 2019/20

(thousand tonnes)

- Sunflowerseeds : 1,500,000 tonnes
 - Cottonseeds : 1,240,000 tonnes
 - Rapeseeds : 190,000 tonnes
 - Corn germs : 80,000 tonnes
 - Safflower : 11,000 tonnes
 - Soybeans : 110,000 tonnes
- TOTAL : 3,131,000 tonnes**



Sunseeds Production (th tonnes)



Source: AgriPro 2019

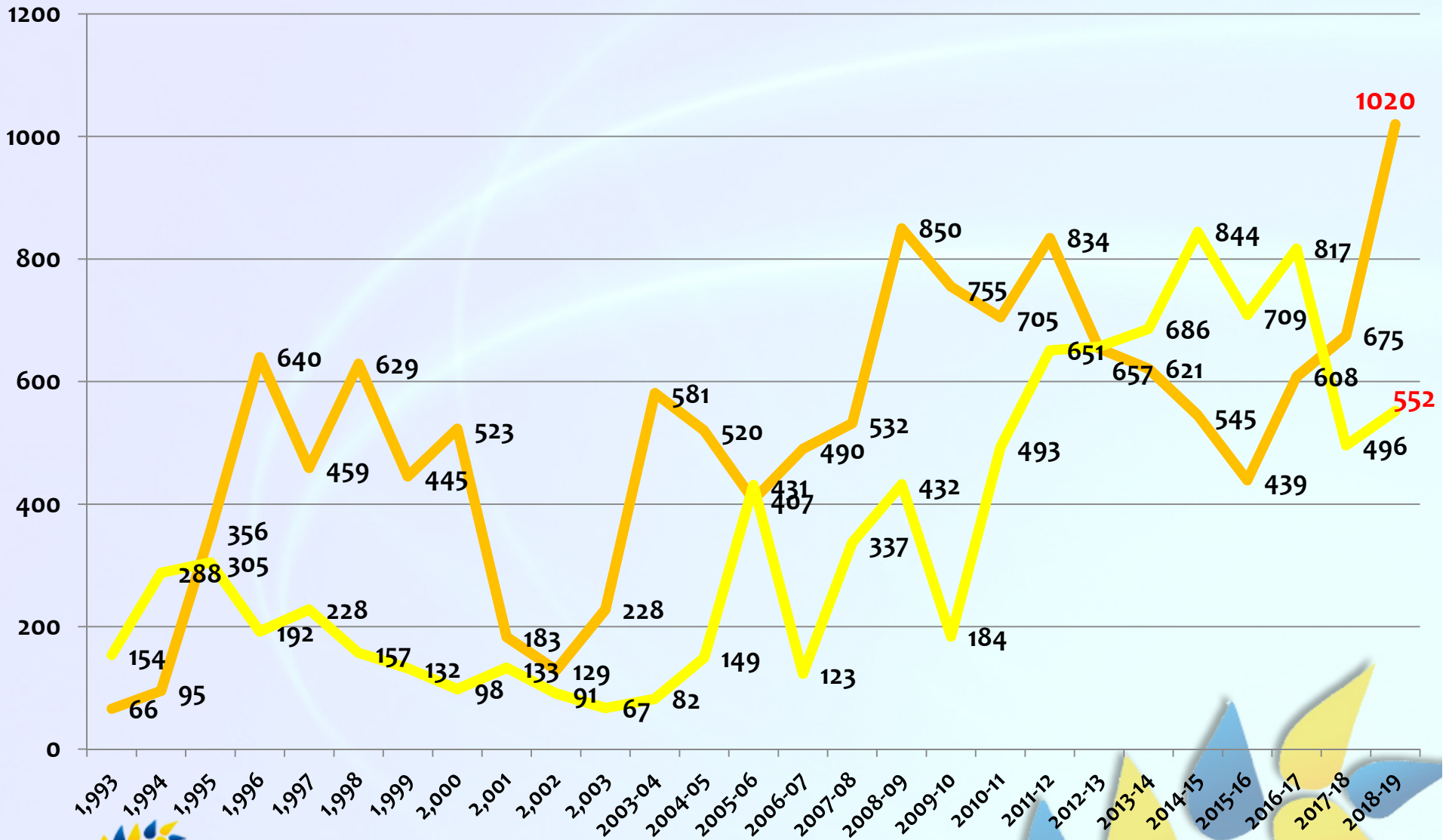
Major Import Duties

| | | |
|-------------------|----------|----------------------------|
| Sunseeds | : 27% | (or \$121.50/mt minimum) |
| Safflower | : 23.4% | (or \$175.50/mt minimum) |
| Soybeans | : 0% | |
| Linseeds/Camelina | : 10% | (or \$120/mt) |
| Rapeseed | : 10% | (or \$100/mt minimum) |
| Crude Sunoil | : 36% | (or \$360/mt minimum) |
| Refined Sunoil | : 67.50% | |
| RBD Palm Oils | : 31.2% | (22% for Malaysia origin) |
| Other Vegoils | : 31.2% | |
| Soymeal | : 5.0% | (0% for EU origin soymeal) |
| Other meals | : 0% | |
| DDGs | : 4.3% | |
| Wheat Bran | : 0% | |



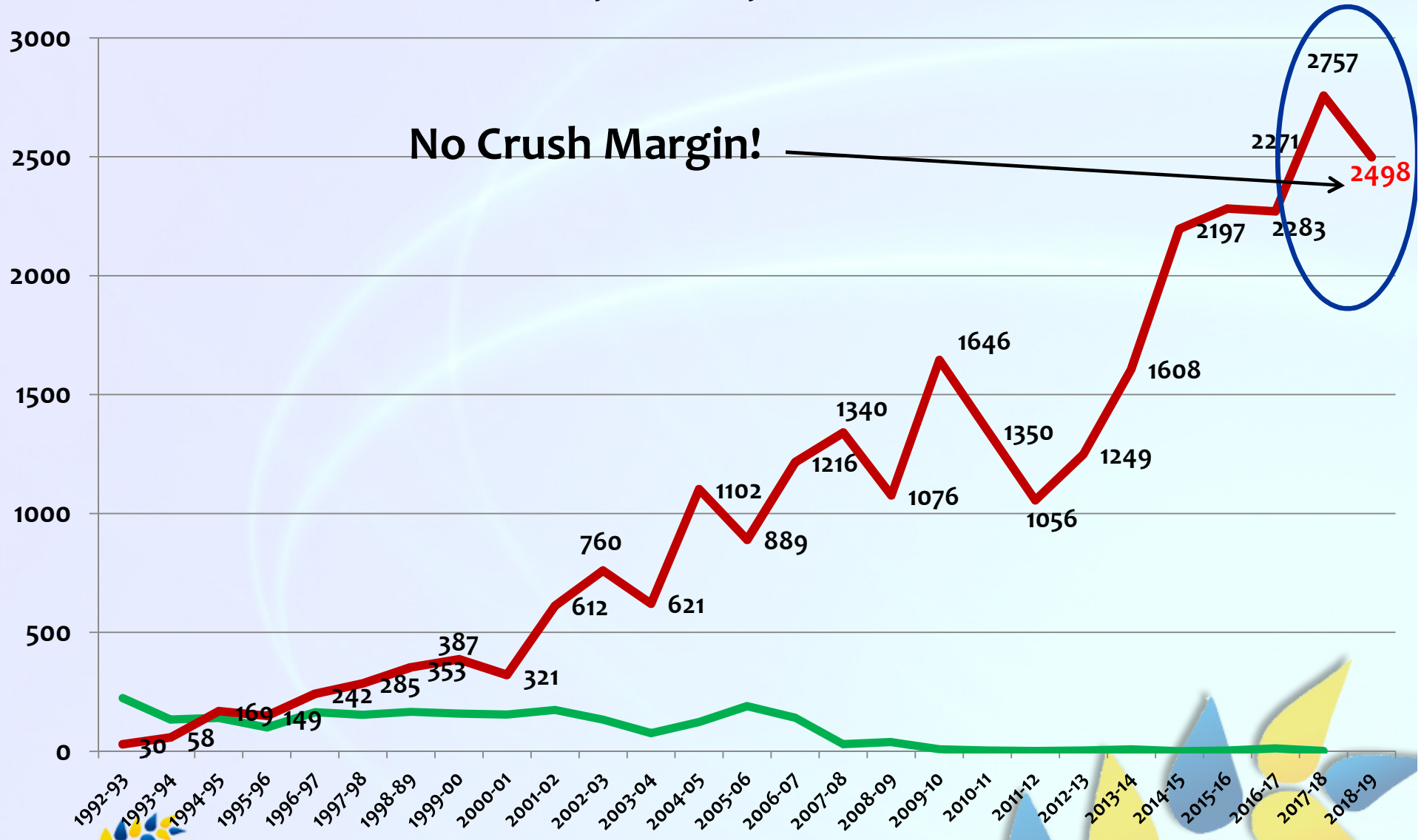
Sunseeds & Sunoil Imports (th tonnes)

— Sunseeds — Crude Sunoil

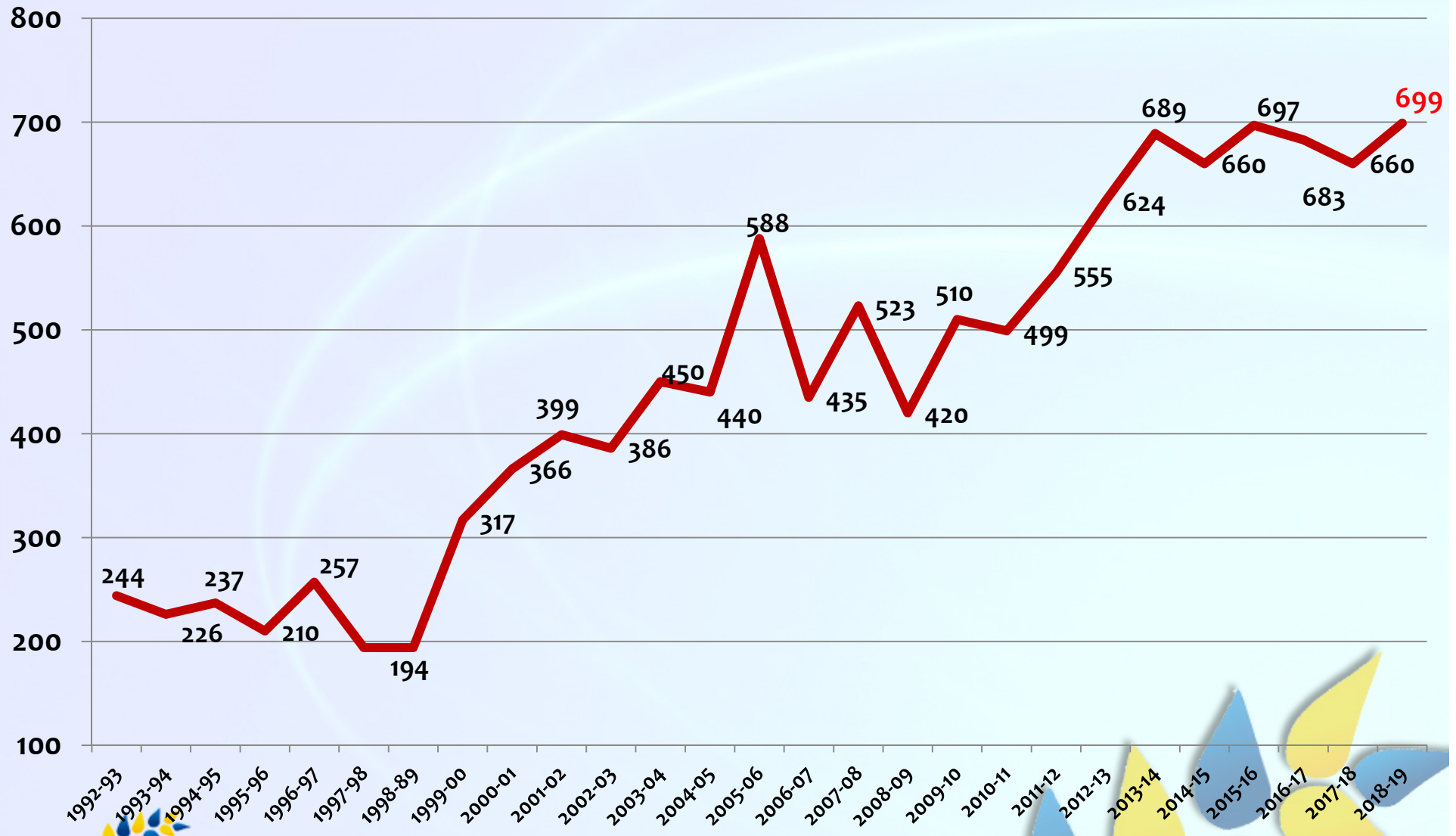


Soybeans & Soy Oil Imports (th tonnes)

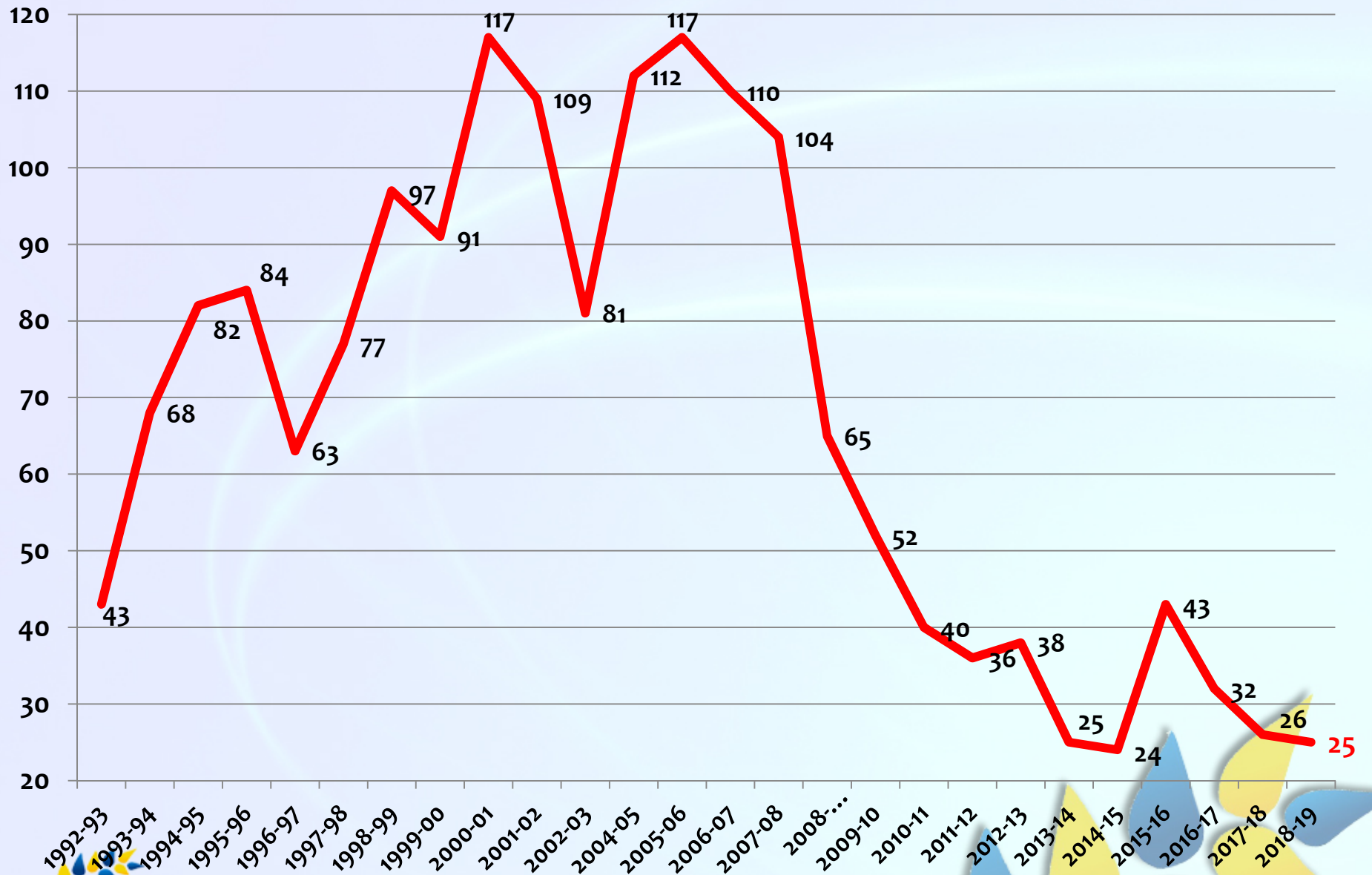
— Soy Oil — Soybeans —



Palm Oil Imports (thousand tonnes)

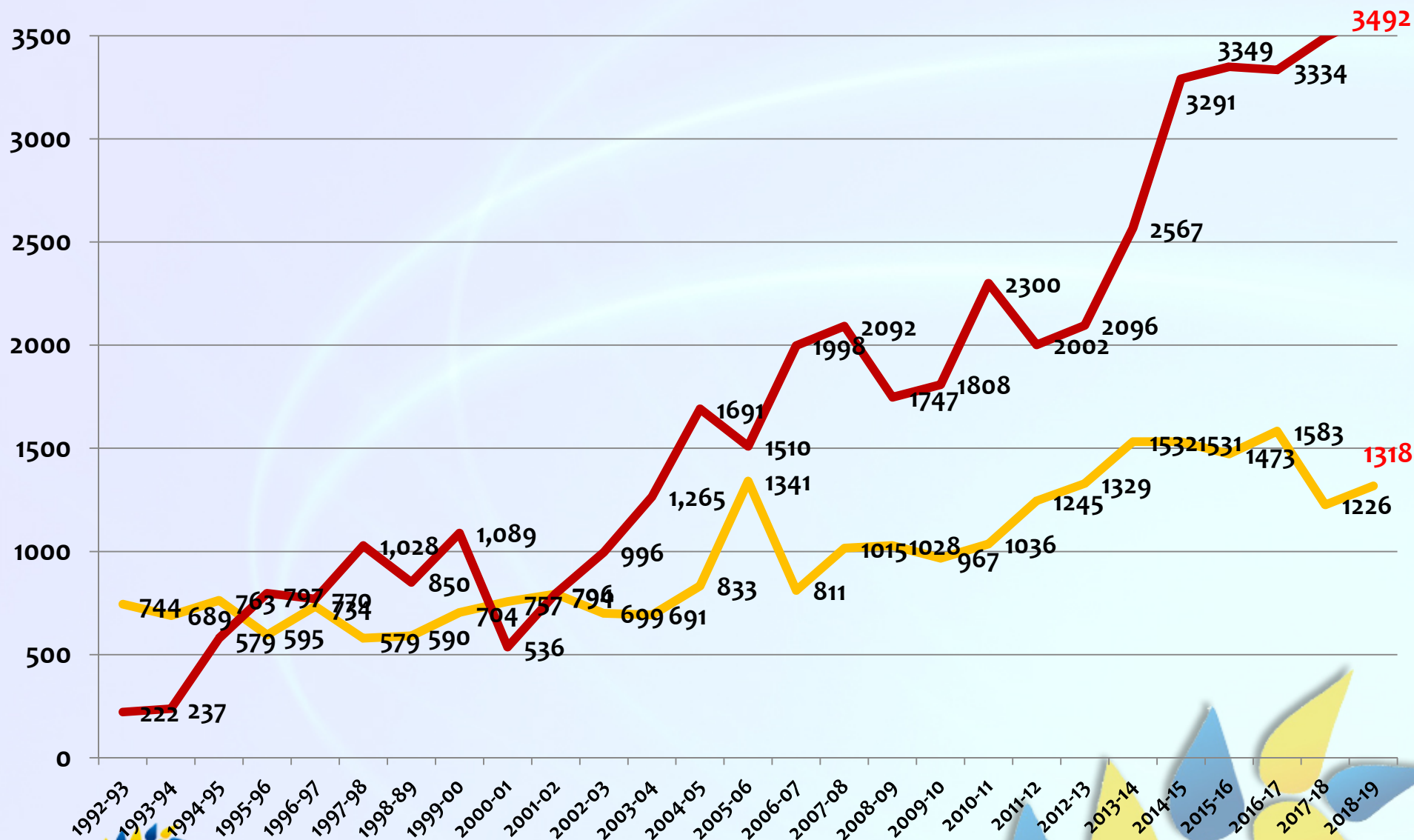


Corn Oil Imports (thousand tonnes)

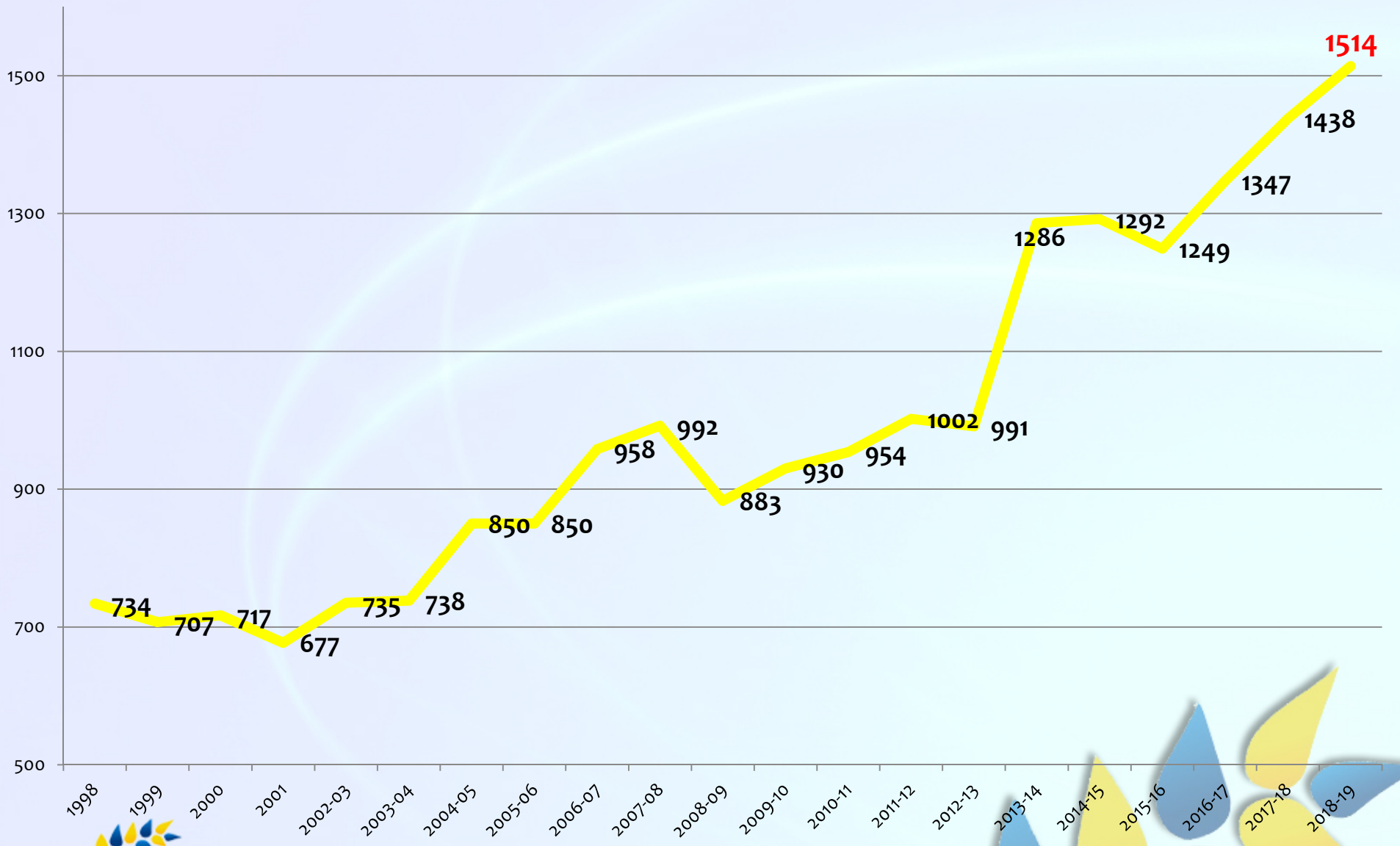


Total Oils & Oilseeds Imports (th tonnes)

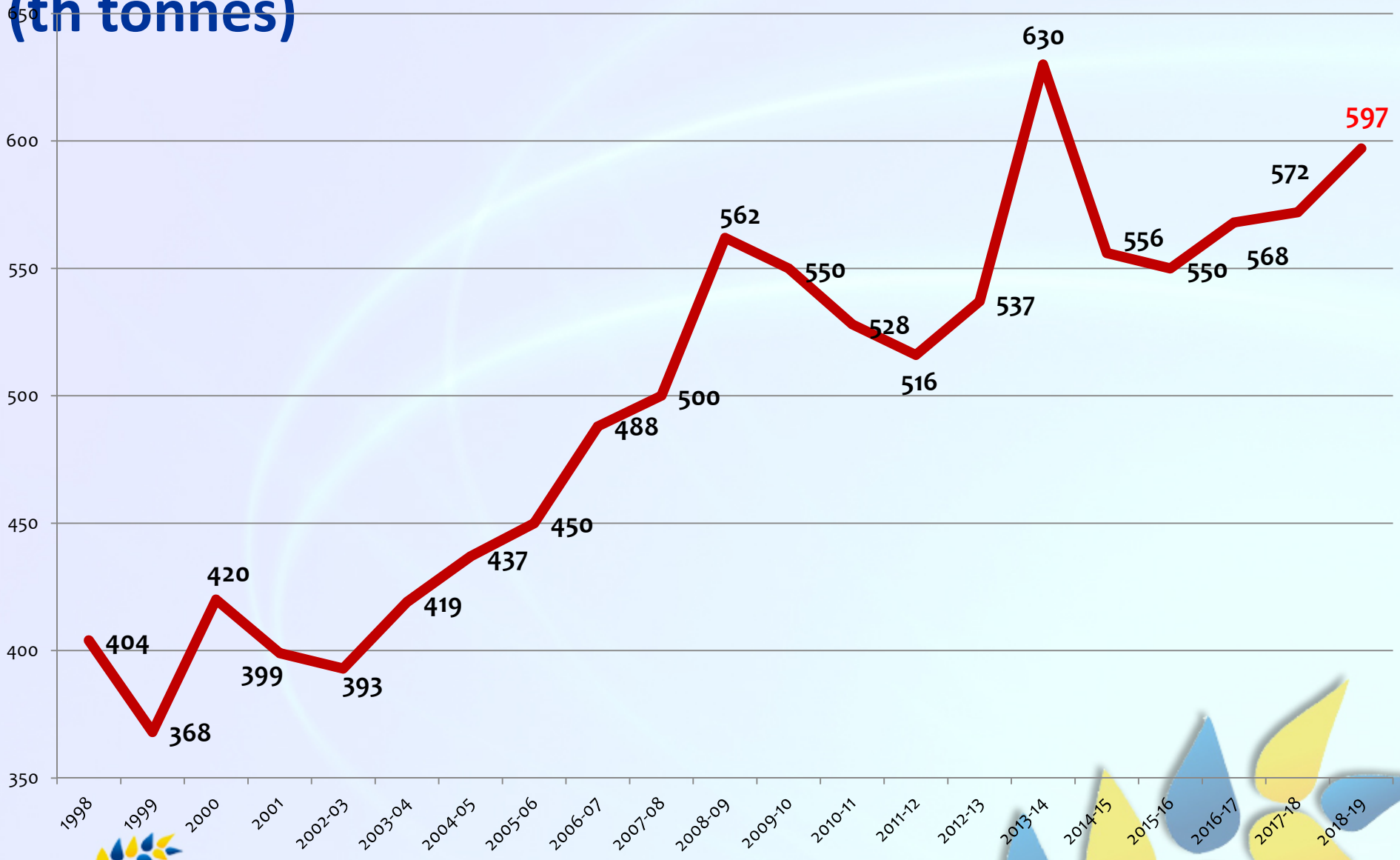
— Oils Imports — Oilseed Imports



Liquid Oil Consumption (thousand tonnes)



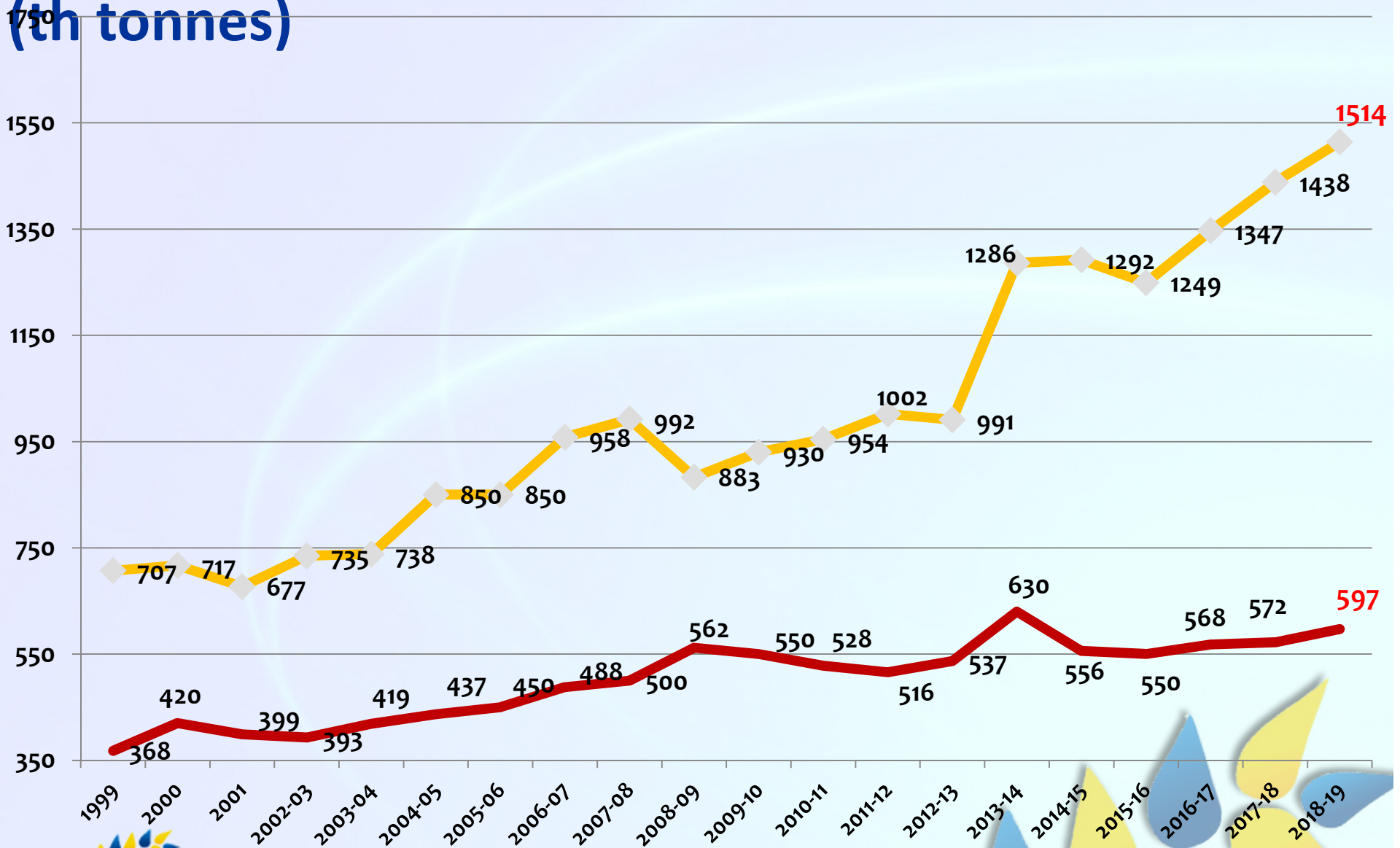
Margarine/Industrial Fats Consumption (th tonnes)



Source: Agripro 2019

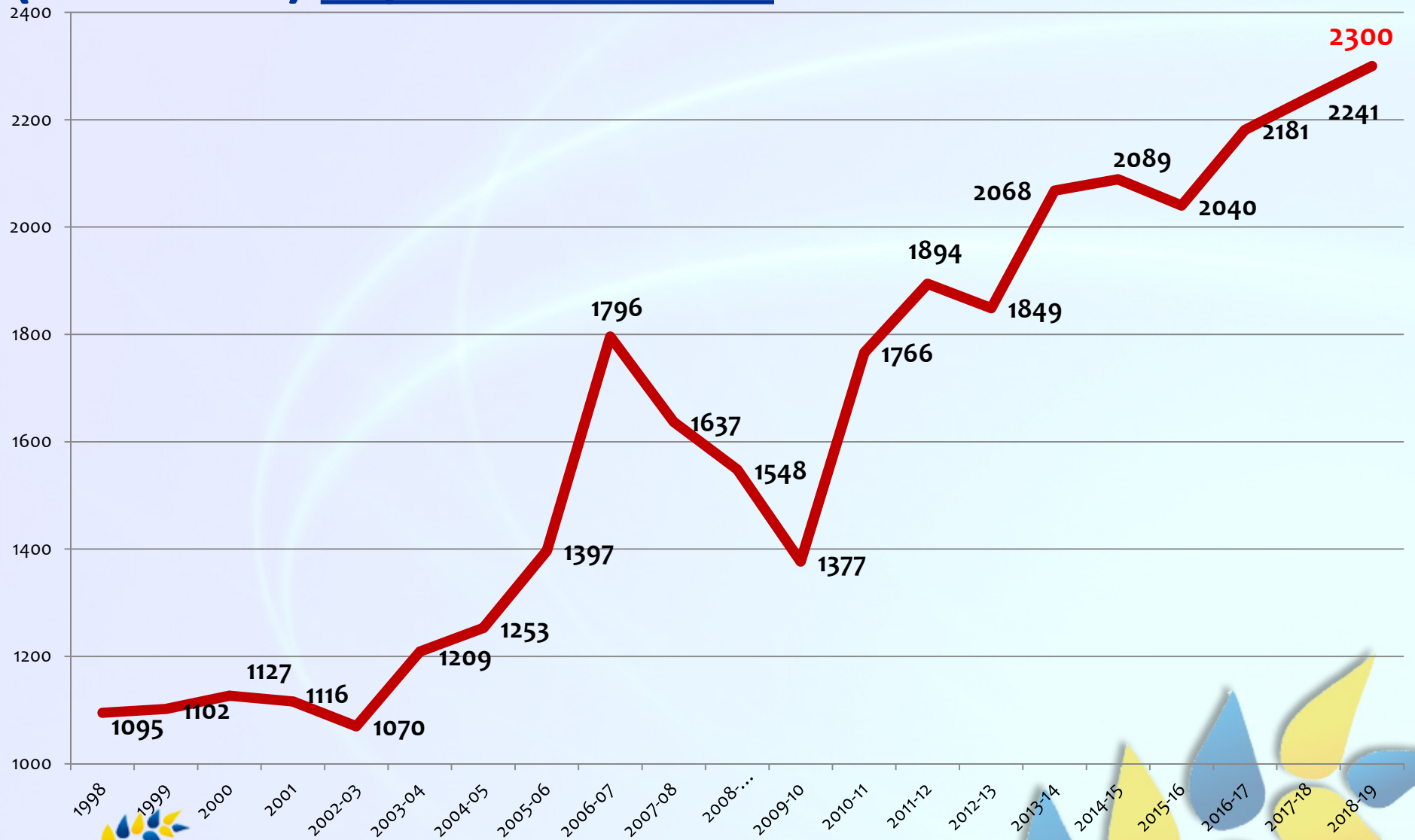
Liquid Oils vs Margarine Consumption

(th tonnes)



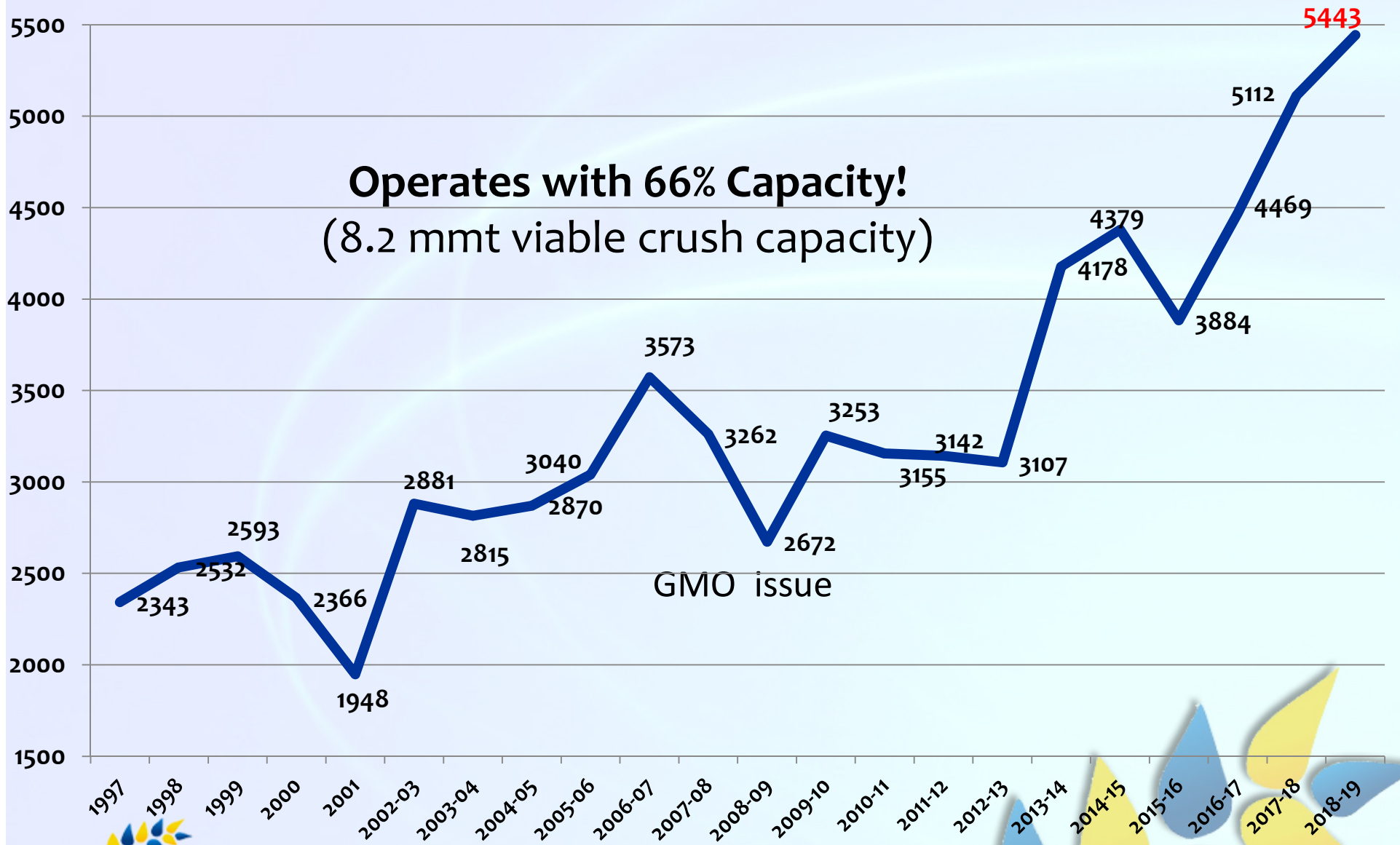
Total Vegoil Oil Consumption 2018/19

(th tonnes) exports excluded



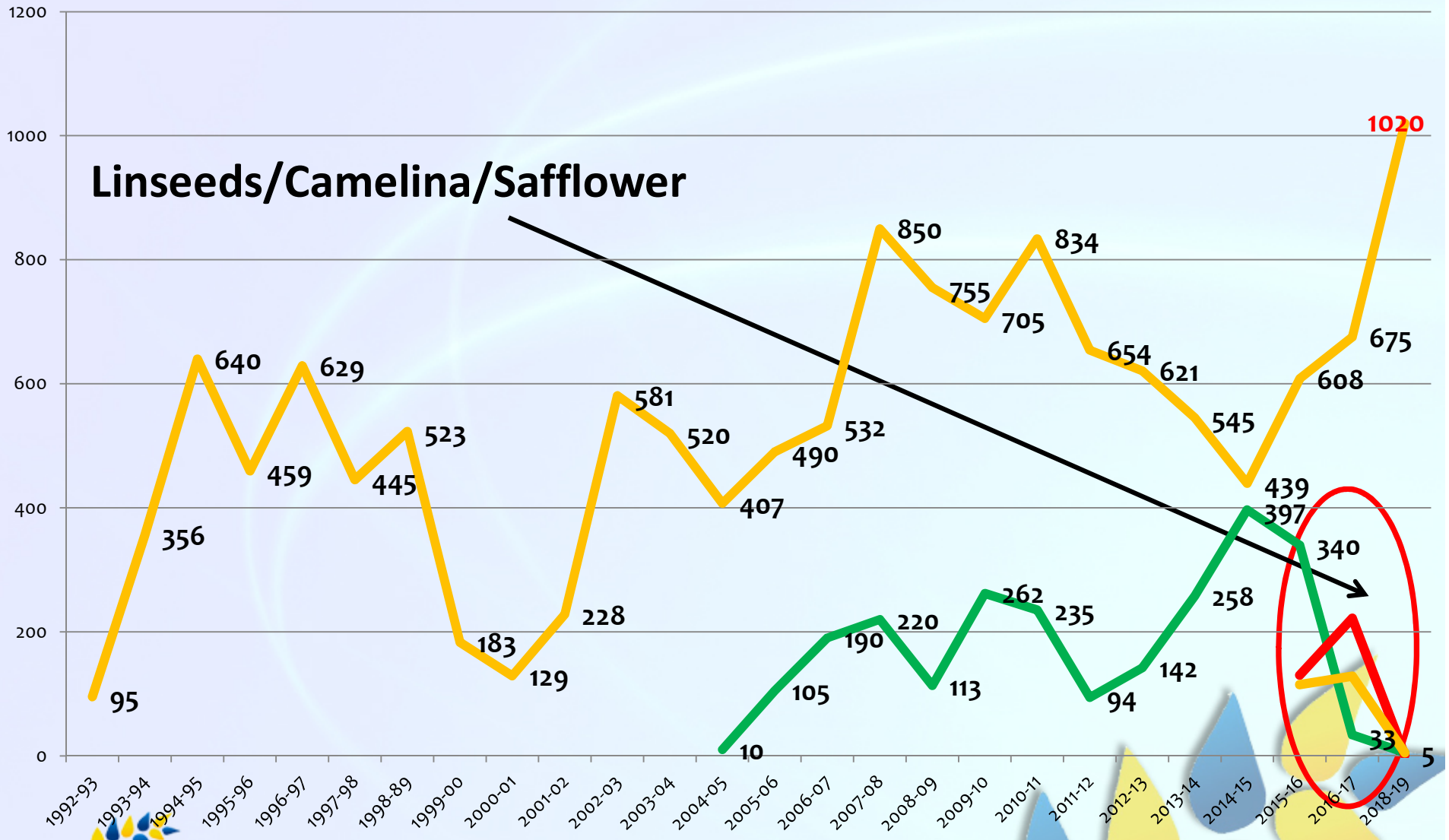
Source: Agripro 2019

Turkey Oilseeds Crush (th tonnes)



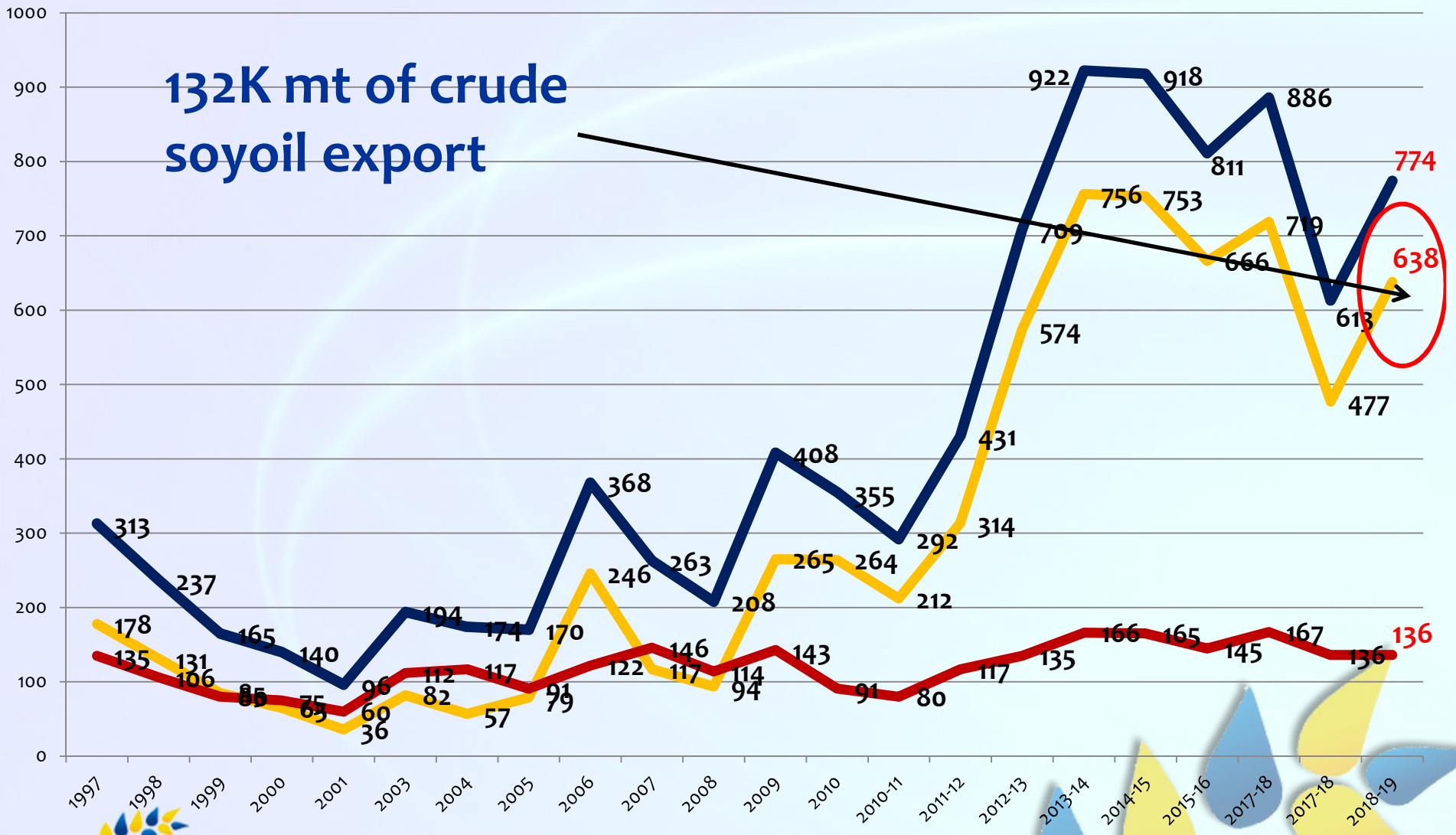
Imported Softseeds Crush (th tonnes)

— Sunseeds
 — Rapeseed
 — Linseeds/Camelina
 — Safflower seeds



Turkish Vegoil Exports (thousand tonnes)

— Liquid Oils — Margarine — Total



132K mt of crude soyoil export



Source: Ministry of Economy 2019

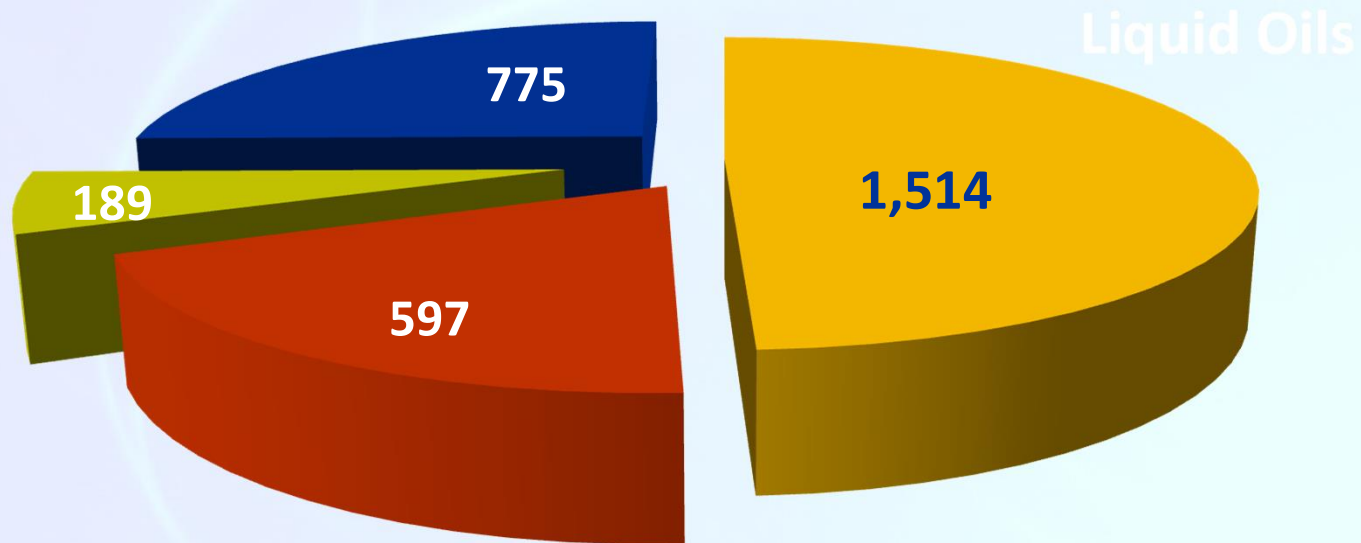
Turkish Vegoil Market Size 2018/19

(incl exp.)

3,075,000 tonnes

per capita consumption : 28 kg (excl. Exports)

c. 40 kg in EU countries!



Total Turkish Vegoil Demand 2018/19

| | |
|--------------------------------|-------------------------|
| Liquid oils (incl. Olive Oil) | : 1,514,000 tonnes |
| Margarine & Industrial | : 597,000 tonnes |
| Exports | : 774,000 tonnes |
| <u>Other (paint/feed etc.)</u> | <u>: 189,000 tonnes</u> |

TOTAL : 3,075,000 tonnes
(2,868,000 tonnes in 2017/18)

7.2% growth in «Market Size» last 12 months

2.6% growth in «Consumption» last 12 months

Exports are down but [soyoil](#) exports replacing refined sunoil!

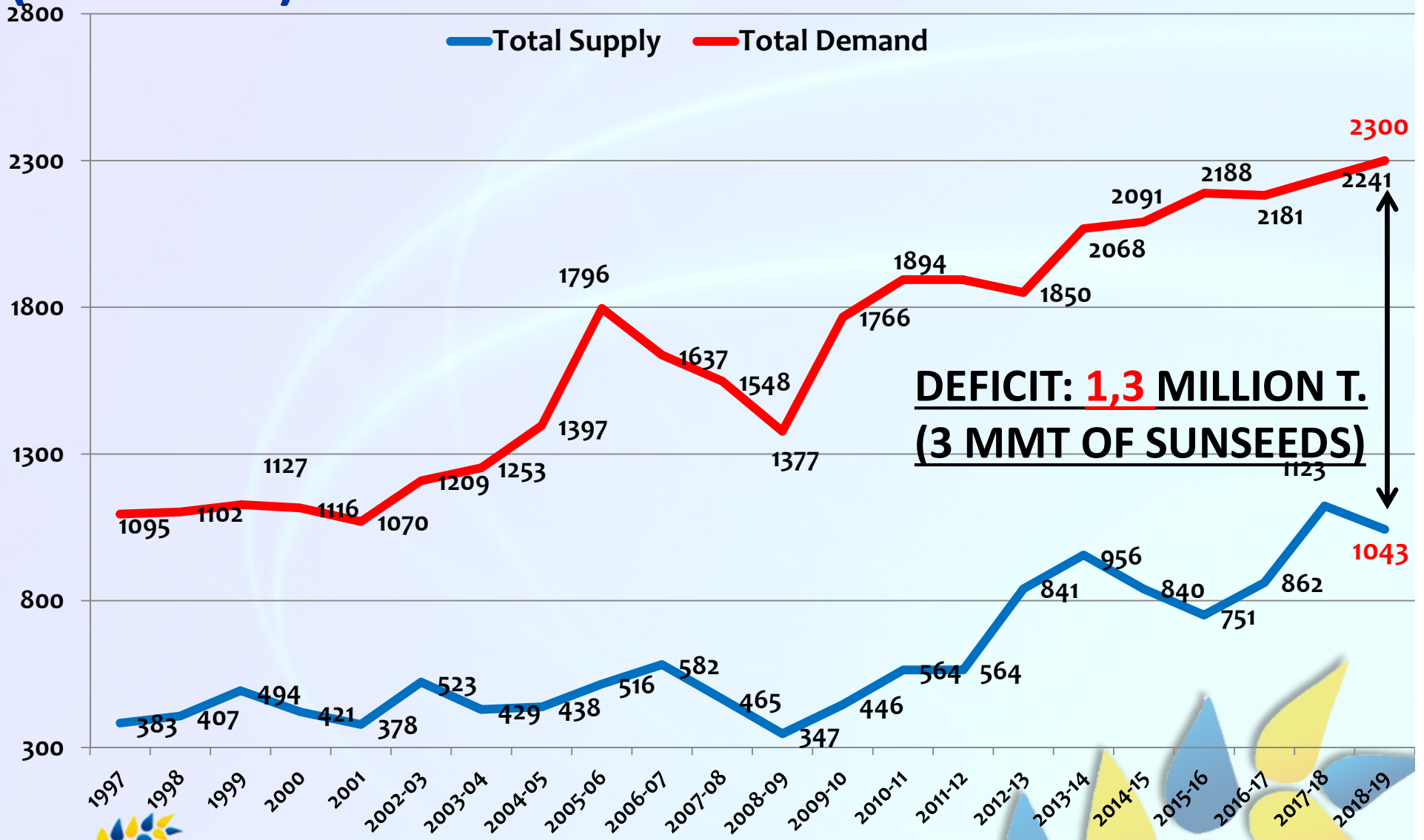


Turkish Oils & Oilseeds Balances



Vegoils Supply & Demand 2018/19

(th tonnes)



**DEFICIT: 1,3 MILLION T.
(3 MMT OF SUNSEEDS)**



Source: Agripro 2019

Turkish Fats/Oils Trade Balance 2018/19

| SUPPLY / DEMAND 2018/19 | OILSEEDS SUPPLY | | OILSEED USE | OILSEED CRUSH | OILS | | | | CONSUMPTION | | | | | |
|-------------------------|-------------------|--------------|---------------------|---------------|-------------------------|---------------------------|-------------------|------------------------|------------------|------------|------------|--------------------|--------------|-----------------|
| | Domestic Productn | Imports | Fullfat Feed Hybrid | CRUSH | Domestic Oil Equivalent | Import Oilseed Equivalent | Import Crude Oils | TOTAL CRUDE OIL SUPPLY | OTHER | EXPORTS | | DOMESTIC CONSUMPTN | | TOTAL OIL CONS. |
| | | | | | | | | | Feed Paint Biod. | Liq. Oils | Marg | Marg | Liq. Oils | |
| SUNFLOWER | 1,435 | 1,020 | | 2,455 | 617 | 439 | 552 | 1,608 | | 425 | | | 1,183 | 1,608 |
| SOYA | 110 | 2,498 | 1,150 | 1,458 | 19 | 236 | | 255 | 105 | 132 | | | 18 | 255 |
| LINS/CAMLINA | | | | | | | | | | | | | | |
| SAFFLOWER | 30 | 5 | | 35 | 9 | 2 | | 11 | | | | | 11 | 11 |
| CORN GERM | 90 | 80 | | 170 | 40 | 35 | 25 | 100 | | 42 | | | 58 | 100 |
| OLIVE OIL | | | | | 177 | | | 177 | | 27 | | | 150 | 177 |
| COTTONSEED | 1,350 | | 80 | 1,270 | 165 | | | 165 | 10 | 7 | | 68 | 80 | 165 |
| PALM OILS | | | | | | | 699 | 699 | 73 | 3 | 136 | 487 | | 699 |
| RAPESEED | 40 | 5 | | 45 | 16 | 2 | | 18 | 1 | 2 | | | 15 | 18 |
| MARGARINE | | | | | | | 42 | 42 | | | | 42 | | 42 |
| TOTAL | 3,055 | 3,608 | 1,230 | 5,433 | 1,043 | 713 | 1,318 | 3,075 | 189 | 638 | 136 | 597 | 1,514 | 3,075 |



Turkish Prot. Meals Trade Balance 2018/19

| SUPPLY / DEMAND 2018/19 | OILSEEDS SUPPLY | | OILSEED USE | OILSEED CRUSH | PROTEIN MEALS | | | | MEAL CONSUMPTION | | |
|-------------------------|-------------------|--------------|---------------------|---------------|--------------------------|------------------------|--------------|-------------------|------------------|----------------------|---------------------|
| | Domestic Productn | Imports | Fullfat Feed Hybrid | CRUSH | Domestic Meal Equivalent | Import Meal Equivalent | Import Meals | TOTAL MEAL SUPPLY | MEAL EXPORT | DOMESTIC CONSUMPTION | TOTAL MEAL CONSUMP. |
| SUNFLOWER | 1,435 | 1,020 | | 2,455 | 718 | 510 | 881 | 2,109 | 5 | 2,104 | 2,109 |
| SOYA | 110 | 2,498 | 1,150 | 1,458 | 83 | 1,011 | 670 | 1,764 | 60 | 1,704 | 1,764 |
| LINS/CAM'NA | | | | | | | | | | 0 | |
| SAFFLOWER | 30 | 5 | | 35 | 20 | 3 | | 24 | | 24 | 24 |
| CORN GERM | 90 | 80 | | 170 | 49 | 43 | | 92 | | 92 | 92 |
| COTTONSEED | 1,350 | | 80 | 1,270 | 699 | | | 699 | 27 | 672 | 699 |
| PALM MEAL | | | | | | | 220 | 220 | | 220 | 220 |
| RAPESEED | 40 | 5 | | 45 | 23 | 3 | 25 | 51 | | 51 | 51 |
| OTHER MEAL | | | | | | | 54 | 50 | 44 | 6 | 50 |
| TOTAL | | 3,608 | 1,230 | 5,433 | 1,590 | 1,570 | 1,850 | 5,007 | 136 | 4,871 | 5,007 |

DDGs Excluded – 2018/19 Imports 869K MT

Conclusions

Turkish vegoil consumption reached 2.3 million tonnes in **2018/19** season. An increase of **2.6%** .

With help of 132,000 ton soyoil export, market size grew **7.2%** . Domestic consumption grew after a normal season without any major domestic incidents as tourism picked up.

Turkish vegoil deficit is still the biggest problem with **1,3 million tonnes**. We need to produce in excess of extra **3 million** tonnes of extra sunseeds/rapeseeds to balance this.

Hope came this season from a record **190,000 tonnes** of rapeseeds. Biodiesel was the key for this but we are still far from being self-sufficient **bin ton** kolza üretiminden geldi.

For 2019, Turkey expects a GDP growth of **%0,0**.



Teşekkürler

**Aralık 2020'de «FOI-FGI 2020»
için görüşmek dileğiyle...**

